

TECHNICAL DATA SHEET

DG Y12-110EV

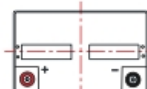


General Features

- › Nanosilica colloidal electrolyte and high tin positive plate alloy design to enhance battery performance
- › Relatively rich electrolyte, high temperature and low temperature performance is superior
- › Long cycle life, excellent deep cycle discharge ability
- › Excellent charge acceptance ability
- › Precision sealing technology
- › Long life



Dimension: 330(L)×172(W)×214(H)×214(TH) Unit: mm



Terminal Dimensions



Applications

- › Electric vehicle
- › Electric wheelchair
- › Electric scooter
- › Electric play car for children
- › Garbage truck
- › Patrol car

Specification

Nominal Voltage	12V
Nominal Capacity	123Ah
Design life	5 years
Terminal	M8
Approx. Weight	Approx 32.0kg (70.6lbs)
Container Material	ABS

123Ah 20Hour Rate (6.18 A to 10.5V)

Rated Capacity **116Ah** 10Hour Rate (11.6 A to 10.5V)

110Ah 5Hour Rate (22.0 A to 10.5V)

Operating Temperature	Discharge: -20 ~50°C (-4 ~ 122°F)
	Charge: -20 ~50°C (-4 ~ 122°F)
	Storage: -20 ~50°C (-4 ~ 122°F)

Charge current: Max. 20.0A

Charge Method (25 °C) Float Charge: 13.7 -13.9 V, recom. 13.8 V(-18mV/ °C)
Cycle charge: 14.28 -14.4 V, recom. 14.4 V(-30mV/ °C)

Self discharge 3% of capacity declined per month at 25°C

TECHNICAL DATA SHEET

DGY12-110EV

Constant Current Discharge Characteristics Unit: A (25°C, 77°F)

F.V/Time	5Min	15Min	30Min	1h	2h	3h	5h	8h	10h	20h
1.60V	426	228	139	81.3	46.6	34.6	22.8	14.6	12.0	6.28
1.65V	413	222	137	80.8	46.4	34.2	22.5	14.4	11.8	6.24
1.70V	396	217	134	80.3	46.0	33.7	22.3	14.3	11.8	6.21
1.75V	364	210	133	79.1	45.3	33.3	22.0	14.2	11.6	6.18
1.80V	327	196	128	77.0	44.5	33.1	21.4	14.1	11.5	6.15
1.85V	291	174	116	71.3	42.3	31.2	20.3	13.5	11.2	6.05

Constant Power Discharge Characteristics Unit: W/cell(25°C, 77°F)

F.V/Time	5Min	15Min	30Min	1h	2h	3h	5h	8h	10h	20h
1.60V	713	403	252	153	88.3	65.8	43.1	28.3	23.0	12.4
1.65V	686	396	249	153	88.3	64.9	42.8	28.1	22.8	12.3
1.70V	683	391	249	152	87.5	64.5	42.5	27.9	22.5	12.3
1.75V	637	388	248	150	87.5	64.2	42.3	27.8	22.3	12.3
1.80V	584	368	243	149	86.7	63.9	41.8	27.5	22.1	12.2
1.85V	522	328	222	138	83.3	60.8	39.9	26.6	21.8	12.1

Disclaimer: Manufacturers have the right to self-modify the parameters of the product updates, please keep in touch with manufacturers to obtain the latest information.

Charger recommendations

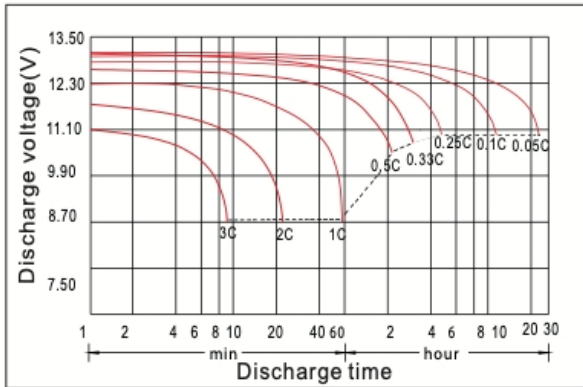
Brand	Zivan	AQ-Tron HF		
Reference	All ZIV references	LAD/AQHF24-30FC G2	BAT/47711	LAD/AQHF VV-AA WP PPP*
Specs		24V 30A	12V-48V 15A-30A programmable	Waterproof series
Matching profile	BA1	AGM profile	AGM profile	AGM profile
	CU2			SLA profile

*F.e. LAD/AQHF12-20 WP SLA

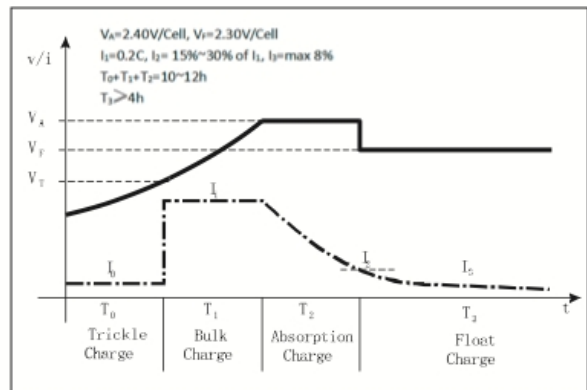
TECHNICAL DATA SHEET

DGY12-110EV

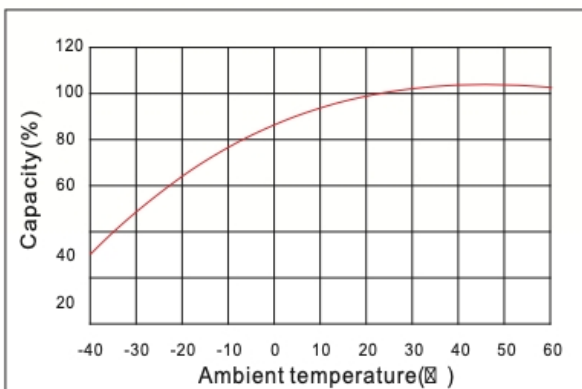
Discharge characteristic



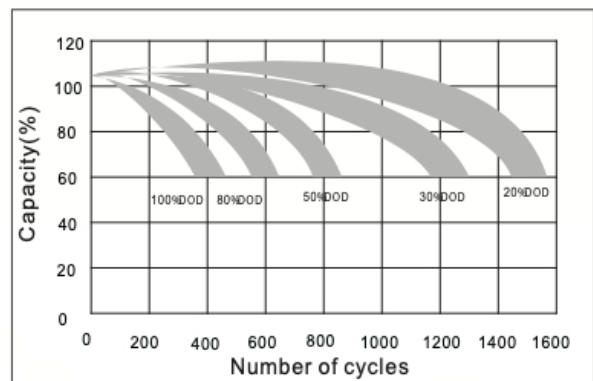
Charging characteristic



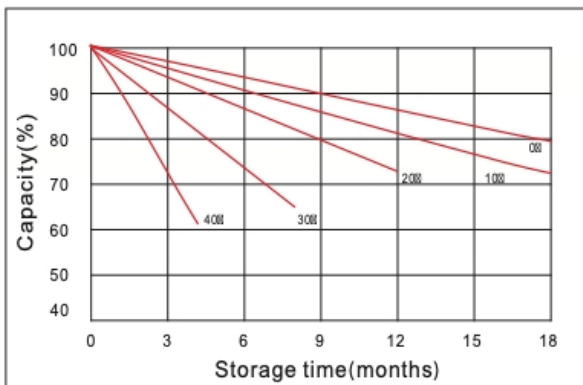
The effect of temperature on capacity



The effect of discharge depth on cycle life



Curves of self-discharge



Curves of open circuit voltage vs. capacity

